

XV Type


5.0 x 3.2 mm SMD Crystal

FEATURE

- Typical 5.0 x 3.2 x 0.8 mm ceramic SMD package.
- 12 mm width Tape & Reel package for automatic assembly.
- Tight tolerance 10 ppm available.

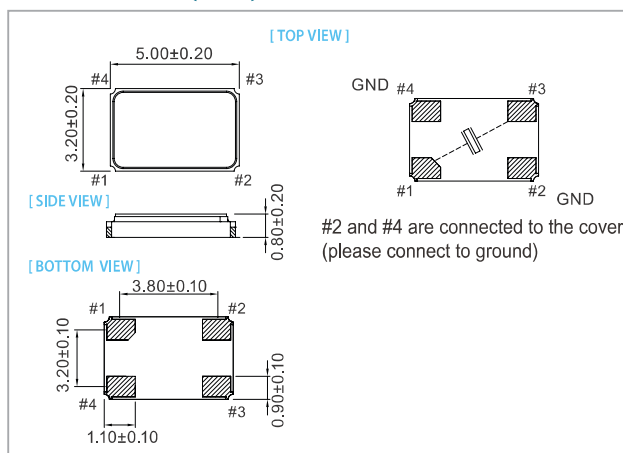
TYPICAL APPLICATION

- Bluetooth, GPS
- Display, TV(FPD/FTF LCD)
- Computer Peripherals

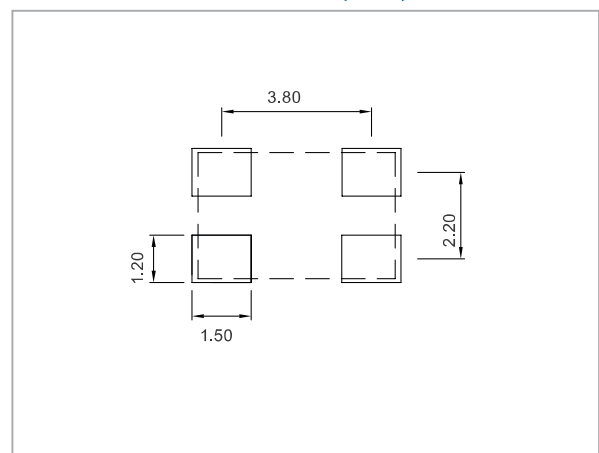


RoHS Compliant

DIMENSION (mm)



SOLDER PAD LAYOUT (mm)



ELECTRICAL SPECIFICATION

| Parameter | Min. | Typical | Max. | Unit |
|------------------------|----------------------------|---------|------|------------|
| Storage Temp. Range | -55 | - | 125 | °C |
| Standard Frequency | 12, 16, 20, 25, 27, 28, 40 | | | MHz |
| Level of Drive | - | 10 | 300 | µw |
| Shunt Capacitance (Co) | - | - | 5.0 | pF |
| Insulation Resistance | 500 MΩ @ DC100V | - | - | |
| Aging | ±3.0 | | | ppm / year |

Standard frequencies are frequencies which the crystal has been designed and does not imply a stock position.

EQUIVALENT SERIES RESISTANCE (E.S.R)

| Frequency Range | MODE | E.S.R |
|--------------------------|------|-------|
| 8 MHz ≤ Fo < 11 MHz | A1 | <100Ω |
| 11 MHz ≤ Fo < 12 MHz | A1 | <65Ω |
| 12 MHz ≤ Fo < 13 MHz | A1 | <60Ω |
| 13 MHz ≤ Fo < 16 MHz | A1 | <55Ω |
| 16 MHz ≤ Fo < 24 MHz | A1 | <50Ω |
| 24 MHz ≤ Fo < 48 MHz | A1 | <45Ω |
| 48 MHz ≤ Fo < 53.125 MHz | A1 | <40Ω |
| Fo = 80 MHz | A3 | <60Ω |

FREQ. STABILITY vs. TEMP. RANGE

| Temp.(°C) | ppm | | | |
|-----------|-----|-----|-----|-----|
| | ±5 | ±10 | ±15 | ±20 |
| -10 ~ +60 | △ | ○ | ○ | ○ |
| -20 ~ +70 | × | ○ | ○ | ○ |
| -40 ~ +85 | × | × | ○ | ○ |

* ○: Available △:Conditional X: Not available

FREQ. STABILITY vs. WIDE TEMP. RANGE

| Temp.(°C) | ppm | | | |
|------------|-----|-----|-----|-----|
| | ±15 | ±20 | ±30 | ±50 |
| -40 ~ +105 | △ | ○ | ○ | ○ |
| -40 ~ +125 | × | × | △ | ○ |

* ○: Available △:Conditional X: Not available

Note: not all combination of options are available. Other specifications may be available upon request.
 Rev(15)05/2015

Specifications subject to change without notice.